

BENCHMARKS  
**SOC<sup>5</sup>**

INTRODUCTION TO SOCIOLOGY




NOW WITH SOC ONLINE

10


Race and  
Ethnicity

Copyright 2017 Cengage Learning. All Rights Reserved. May not be copied, scanned, or duplicated, in whole or in part. WCN 02-200-203



## LEARNING OUTCOMES

- 1 Describe how and explain why U.S. racial and ethnic diversity has changed
- 2 Define and give examples of race, ethnicity, and racial-ethnic group
- 3 Show how immigration patterns have changed, and describe Americans' reactions to legal and undocumented immigrants
- 4 Distinguish between dominant and minority groups, and describe the most common patterns of dominant-minority group relations



## LEARNING OUTCOMES

- 5 Describe and illustrate the most common sources of racial-ethnic friction
- 6 Compare the five major minority groups in terms of origins, social class, and achievements
- 7 Compare and evaluate the theoretical explanations of race and ethnicity
- 8 Describe how and explain why interracial and interethnic relationships are changing

## U.S. Racial and Ethnic Diversity

- 14% of Americans are foreign born
- 150 distinct ethnic or racial groups are present in the United States
- Proportion of the white population is declining
- Number of Americans who identify themselves as multiracial is increasing

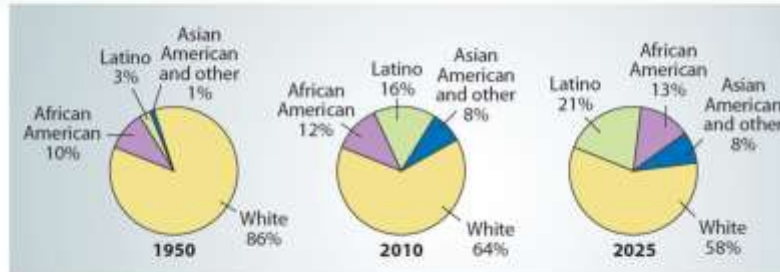


Copyright 2011 Cengage Learning. All Rights Reserved. May not be scanned, copied or duplicated, or posted to a publicly accessible website, in whole or in part.

SOCS | OHIO 4

By 2025, only 58 percent of the U.S. population is projected to be white—down from 86 percent in 1950.

**Figure 10.1** Racial and Ethnic Composition of the U.S. Population, 1950–2025



Note: "Asian American and other" includes American/Indian/Alaskan Native, Native Hawaiians and Pacific Islanders, some other race, and those who identify themselves with with two or more races.

Sources: U.S. Census and Population Division, U.S. Census Bureau, 2008; Passel et al., 2011.

## Malaga Island, Maine



Extensive use of washday - Malaga Island

Copyright © 2011 by the State of Ohio. All rights reserved. This may be scanned, copied or distributed, or used in a publicly accessible website, in whole or in part.

SOCS | OHIO

**Race** LO-2

- **Racial group:** People who share visible physical characteristics that members of a society consider socially important
- Social construction - Societal invention that labels people
  - *Based on physical appearance, social class, or other characteristics*

Copyright 2011 Cengage Learning. All Rights Reserved. May not be scanned, copied or duplicated, or posted to a publicly accessible website, in whole or in part. SOCS | CHED 7

### Sociology in the Media

**Transracial Adoptions: A ‘Feel Good’ Act or no ‘Big Deal’**” by Jessica Ravitz  
*CNN.Com, May 6, 2010*

The growing number of parents adopting children of another race is creating questions about race. According to Department of Health and Human Services 40 percent of children adopted are to a race other than their own.

What issues arise in transracial adoption from your perspective?  
How will the growing number of transracial adoptions and marriages change society in the future?  
How will demographic changes in the future change the community where you are from?

## Ethnicity and Racial-Ethnic Group

- **Ethnic group:** People who identify with a common national origin or cultural heritage
  - *Chinese, Serbs, Arabs, Hungarians, Jews*
- **Racial-ethnic group:** People who have distinctive physical and cultural characteristics



Copyright 2011 Cengage Learning. All Rights Reserved. May not be scanned, copied, duplicated, or posted to a publicly accessible website, in whole or in part.

SOCS | CHED

Cultural heritage includes language, geographic roots, food, customs, traditions, and religion.

U.S. government allows people to identify themselves in terms of both race and ethnicity.

The term racial-ethnic includes both physical and cultural traits.

Discussion: Should the U.S. Census continue to ask for information about race and ethnicity?

LO-3

## Immigration

- U.S. has one of the highest foreign-born rates in the world
  - *Admits more than 1 million immigrants every year*
- Undocumented immigration
  - *Increased from 180,000 in early 1980s to 11.3 million in 2014 due to more freedom and opportunities*
  - *Makes up 27% of all foreign born residents and 4% of the nation's population*

Copyright 2017 Cengage Learning. All Rights Reserved. May not be scanned, copied or duplicated, or posted to a publicly accessible website, in whole or in part.

SOCS | CH10 | 9

The United States, a nation of immigrants, has both welcomed immigration and feared its consequences. What fuels public debate is the rising number of foreign-born people in the United States.

Today, the foreign born come primarily from Asia (mainly China and the Philippines) and Latin America (mainly Mexico).

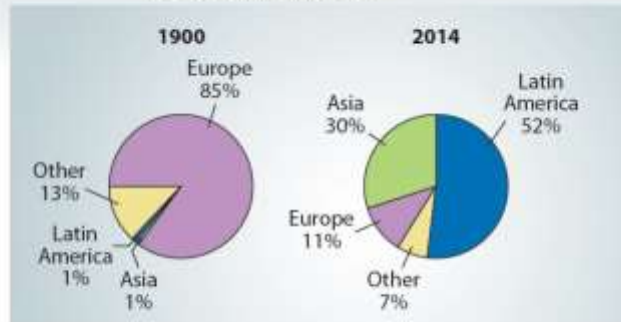
Undocumented immigrants make up 27 percent of all foreign-born U.S. residents, and 4 percent of the nation's population.

### Applying Sociology to Your Life

Survey other students on their perception of undocumented immigrants in the U.S.

Discuss your findings with the class during the chapter on race.

**Figure 10.2** Origins of U.S. Foreign-Born Population: 1900 and 2014



Note: Latin America includes the Caribbean, Central America (including Mexico), and South America.

Sources: Based on U.S. Department of Commerce, 1993, and U.S. Census Bureau, 2014 American Community Survey, Table SO201. Accessed October 1, 2015 ([factfinder.census.gov](http://factfinder.census.gov)).

**Reaction to Immigration** LO-3

- Residents believe legal and illegal immigrants are vital for economic growth
  - *Unauthorized immigrants contribute to state and local taxes*
- Disparity still exists

Copyright © 2011 Delgado Learning, Inc. All Rights Reserved. This may be scanned, copied or replicated, or posted to a publicly accessible website, in whole or in part. SOCS | OHIO 11

Immigrants provide services at low wages and take jobs most Americans do not want. Few native-born Americans apply for physically demanding and seasonal jobs.

Discussion: What do you think of these laws? Is a law requiring an individual to have proof of immigration status racist?

Is immigration harmful or beneficial to the United States? Are we being fair to current immigrants?

LO-4

## Dominant Group

- Any physically or culturally distinctive group
- Holds most economic and political power
- Enjoys greatest privileges and highest social status
- Need not be largest in number

Copyright 2011 Cengage Learning. All Rights Reserved. May not be scanned, copied or duplicated, or posted to a publicly accessible website, in whole or in part.

SOCS | CH10 | 12

Dominant groups are not necessarily the largest in number. Apartheid ended in 1994, but most black South Africans are still a minority group because whites “hold the best jobs, live in the most expensive homes, and control the bulk of the country’s capital”.

## Minority Group

LO-4

- Any group that may be treated differently and unequally because of their physical, cultural, or other characteristics
- Latinos, African Americans, American Indians, and Asian Americans
- Has less power, privilege, and social status



Minorities may be larger in numbers than a dominant group, but they have less power, privilege, and social status.

### Applying Sociology to Your Life

Examine the people in your life from the perspective of minority and dominant groups. Do the characteristics of the two concepts hold up in your experience? Why or why not?

## Table 10.1 Am I Privileged?

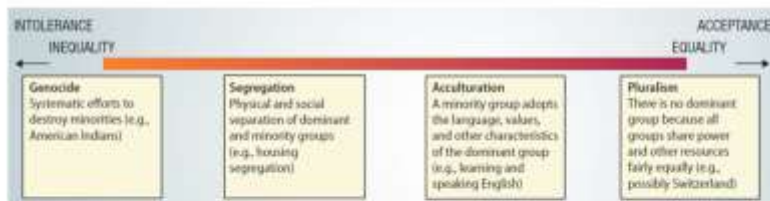
Most white people don't feel privileged because they aren't wealthy. Nonetheless, they enjoy everyday benefits, and take them for granted, simply because they're members of the dominant group. Would you add other advantages of being white?

1. I can go shopping and feel fairly sure that I won't be followed or harassed by store detectives.
2. If a traffic cop pulls me over, I can be sure that I haven't been singled out because of my race.
3. I can be late to a meeting without having the lateness reflect on my race.
4. I can turn on the television and see people who look like me represented in positive ways and in a wide range of roles.
5. I live in a safe neighborhood with good schools.
6. I never think twice about calling the police when trouble occurs.
7. I can wear a hoodie and not worry about others thinking that I'm up to no good.
8. I don't get dirty looks if I listen to loud music at a gas station.

Sources: McIntosh, 1995; Independent Television Service, 2003; Williams, 2014.

Figure 10.3

## Continuum of Some Dominant-Minority Group Relations



Copyright 2011 Cengage Learning. All Rights Reserved. May not be scanned, copied, or duplicated, or used in a publicly accessible website, in whole or in part.

De facto segregation occurs due to discrimination.

Some *de facto* segregation may be voluntary, as when minorities prefer to live among their own racial or ethnic group. In most cases, however, *de facto* segregation is due to discrimination.

People of various skin colors and cultures do not always experience the same social standing, and there can be considerable racial-ethnic friction.

Discussion: To what extent do you think it is true that the United States is a pluralistic society? Should the United States be a “melting pot” or a “tossed salad?” Should recent immigrants to the United States be required to learn English?

## Dominant and Minority Groups: Application

- Identify the dominant or minority pattern
  - *Massacres of minority Tutsis by dominant Hutu group in Rwanda*
  - *African Americans living in racially separate, economically deprived neighborhoods*
  - *French and German speakers coexisting peacefully in Switzerland*

Answers:

Massacres - Genocide

Separate neighborhoods - Segregation

Peaceful coexistence - Pluralism

## Sources of Racial-Ethnic Friction

- **Racism:** Set of beliefs that one's own racial group is inherently superior to other groups
- **Prejudice:** Attitude that prejudges people, usually in a negative way
  - Evident in *stereotypes* and *scapegoating*
- **Discrimination:** Treating people unequally or unfairly due of their group membership



Stereotypes can lead to a displacement of anger and aggression on scapegoats. Discrimination encompasses all sorts of actions, ranging from social slights (e.g., not inviting minority coworkers to lunch) to rejection of job applications and hate crimes. Discrimination is subtle (e.g., not sitting next to someone) or blatant (e.g., racial slurs), and it occurs at individual and institutional levels.

## Sources of Racial-Ethnic Friction: Discrimination

LO-5

- **Individual discrimination:** Harmful action on a one-to-one basis
  - *By a dominant group member against someone in a minority group*
- **Institutional discrimination:** Unequal treatment and fewer opportunities experienced by minority group members
  - *Occurs due to everyday operations of society*

Copyright 2021 Cengage Learning. All Rights Reserved. May not be scanned, copied or duplicated, or posted to a publicly accessible website, in whole or in part.

SOCS | OHIO 18

Discussion: We often think of racism and discrimination as no longer relevant in today's society.

## Discrimination in the News

- [I can't breathe](#)
- [Stand your ground.](#)
- [Discrimination In America: Experiences and Views of African Americans](#)

'I Can't Breathe' Examines Modern Policing And The Life And Death Of Eric Garner



Trayvon Martin killed by George Zimmerman

Copyright 2021 by College Learning, All Rights Reserved. May not be scanned, copied or duplicated, or stored in a retrieval system, in whole or in part.

**Table 10.2****Relationship Between Prejudice and Discrimination**

		Does the Person Discriminate?	
		Yes	No
Is the Person Prejudiced?	Yes	Prejudiced discriminator (e.g., a prejudiced person who attacks minority group members verbally or physically)	Prejudiced nondiscriminator (e.g., a prejudiced person who goes along with equal employment opportunity policies)
	No	Unprejudiced discriminator (e.g., an unprejudiced person who joins a club that excludes minorities)	Unprejudiced nondiscriminator (e.g., an unprejudiced employer who hires minorities)

Source: Based on Merton, 1949.

Copyright 2021 Cengage Learning. All Rights Reserved. May not be scanned, copied, duplicated, or posted to a publicly accessible website, in whole or in part.

Sociologist Robert Merton (1949) created a model showing how the relationship between prejudice and discrimination can vary. His model includes four types of people and their possible response patterns.

Discussion: Why would someone who is not prejudiced discriminate? Why might someone be prejudiced but not discriminate?

## Racial-Ethnic Friction: Application

- Decide what type of racial-ethnic friction is illustrated by each example
  - *Pam believes that all Mexicans are lazy*
  - *Banks are less likely to give home loans to Latinos*
  - *Bobby refuses to work with Martin*

Answers:

Pam - Stereotype

Bank - Institutional discrimination

Bobby - Individual discrimination

## European Americans: A Declining Majority

- First immigrants were the English followed by the white Anglo-Saxon Protestants (WASPs) from Wales and Scotland
  - *About 58 percent of the U.S. population has a European heritage*
- Founded churches, schools, and recreational activities
- Fare better financially than other groups

During the seventeenth century, English immigrants settled the first colonies in Massachusetts and Virginia.

LO-6

## Latinos: The Largest Minority

- Spanish and Mexican settlers
- Median household income is lower than the national median
- Have low education levels
- Socioeconomic status reflects a number of interrelated factors
  - *Education, occupation, English language proficiency, and recency of immigration*



Copyright © 2011 Cengage Learning. All Rights Reserved. May not be scanned, copied, duplicated, or posted to a publicly accessible website, in whole or in part. SOCS | CHED 23

Latinos are the largest group, constituting 17 percent of the nation’s population. Some Latinos trace their roots back to Spanish and Mexican settlers who established homes and founded cities in the Southwest before the arrival of the first English settlers on the East Coast.

### Sociology in the Media

**“Latinos Future of the Catholic Church”** by Emily Probst  
*CNN.com*, October 21, 2009


According to a PEW study Latinos make up one out of three Catholics in the U.S. The growth of Latinos in the U.S. and a declining Catholic population make Latinos the fastest growing population in the U.S. The study points out that 15 percent of newly ordained priest are also Latino. This shift shows the impact of the nation’s changing racial composition.

How will Latinos change protestant churches?  
 How is the changing racial composition of the U.S. leading to new values and beliefs?  
 What aspects of Latino society will change America the most?

LO-6

## African Americans: A Changing Minority

- Second largest minority group
- Brought to the U.S. involuntarily and legally enslaved
- Lowest median income among all racial-ethnic groups
- Have lower education levels than Asians or whites



Copyright © 2011 Cengage Learning. All Rights Reserved. May not be scanned, copied, or duplicated, or posted to a publicly accessible website, in whole or in part. SOCS | OHIO 24

African Americans make up 13 percent of the population. The largest African-born populations are from Nigeria and Ethiopia. They own almost 9 percent of U.S. businesses.

### Video Resources

Short film on Africans in Germany by Pepe Danquart. Subtitled film discusses race in postwar Germany. Shows racism in modern Germany.

How does the film relate to the experiences of blacks and whites in the U.S?  
 How is racism depicted in the film?  
 What aspects of race are different in Europe?

LO-6

## Asian Americans: A Model Minority

- Diverse origins with differences in language, dialects, religions, cuisines, and customs
- Highest median income and high education levels among minority groups
- Labeled as model minority

Copyright 2021 Cengage Learning. All Rights Reserved. May not be scanned, copied or duplicated, or posted to a publicly accessible website, in whole or in part.

SOCS | OHIO 25

Asian Americans come from at least 26 countries in East and Southeast Asia (e.g., China, Korea, Vietnam, Cambodia, the Philippines) and South Asia (especially India, Pakistan, and Sri Lanka).

Discussion: Why might Asian Americans object to being called the model minority?

Discussion: We often think that Asians in the U.S. are from the same culture and even speak the same language.

LO-6

## American Indians: A Growing Nation

- 5.2 million American Indians and Alaska Natives (AIANs) account for 2 percent of the U.S. population
- Heterogeneous group with 566 federally recognized tribes
- Unique minority group as they are not immigrants
  - *Experienced centuries of subjugation, exploitation, and political exclusion*
- Economic progress in recent years

Copyright © 2017 Cengage Learning. All Rights Reserved. May not be scanned, copied or duplicated, or posted to a publicly accessible website, in whole or in part. SOCS | OHIO 26

The 5.2 million American Indians and Alaska Natives (AIANs) make up almost 2 percent of the U.S. population, and are expected to increase to almost 3 percent by 2060.

Their educational levels have increased, but only 18 percent of AIANs have a bachelor's degree or higher compared with 29 percent of the general population.

## Middle Eastern Americans: An Emerging Minority

LO-6

- Heterogeneous population
- Tend to be better educated and wealthier than other Americans
- Lebanese and Syrians have the lowest poverty rates



Copyright 2021 Cengage Learning. All Rights Reserved. May not be scanned, copied, duplicated, or posted to a publicly accessible website, in whole or in part.

SOCS | CHED | 27

Steve Jobs was born to unmarried university students. His father was a Syrian-born Muslim, and his mother was a U.S.-born Catholic of Swiss descent. There are more than 1.5 million Americans of Arab descent, accounting for less than 0.5 percent of the total population.

Table 10.3

## Sociological Explanations of Racial-Ethnic Inequality

Theoretical Perspective	Level of Analysis	Key Points
<b>Functionalist</b>	Micro	Immigration provides needed workers; acculturation and assimilation increase social solidarity; social-ethnic inequality can be dysfunctional, but benefits dominant groups.
<b>Conflict</b>	Macro	There's ongoing strife between dominant and minority groups; powerful groups maintain their advantages primarily through economic exploitation; race is a more important factor than social class in perpetuating racial-ethnic inequality.
<b>Feminist</b>	Macro and micro	Minority women suffer from the combined effects of racism and sexism; gendered racism occurs within and across racial-ethnic groups.
<b>Symbolic Interactionist</b>	Micro	Because race and ethnicity are socially constructed, social interaction can increase or reduce racial and ethnic hostility; antagonistic attitudes toward minorities, which are learned, can be lessened through cooperative interracial and interethnic contacts.

## Functionalism

- **Assimilation and economic opportunity**
  - *Newcomers must adopt the dominant group's values, goals, and language*
  - *Immigration is functional if it gains needed workers*
- **Critique**
  - *Racial-ethnic inequality is dysfunctional*
  - *Overlooks the negative outcomes of acculturation and assimilation*
  - *Ignores racial-ethnic inequalities*

Racial-ethnic inequality is dysfunctional, but maintains or increases many dominant group members' solidarity.

Institutional discrimination is particularly effective in relegating many minorities to low-paying jobs, low quality schools, and inferior housing, making more of these scarce resources available to the dominant group.

LO-7

## Conflict Theory

- Capitalism creates racial-ethnic inequality
  - *Dominant groups try to protect their power and privilege*
  - *Minority groups struggle to gain a larger share of societal resources*
- **Critique**
  - *Believe social conflict is due to racism and not immigration and income*
  - *Assumes racial inequality is conscious and deliberate*

Copyright 2021 Cengage Learning. All Rights Reserved. May not be scanned, copied or duplicated, or posted to a publicly accessible website, in whole or in part.

SOCS | CHED 30

According to a classic explanation, there is a “split labor market.” Such economic stratification pits minorities against each other and low-income whites. As these groups compete with each other instead of uniting against exploitation, capitalists do not have to worry about increasing wages or providing safer work environments.

## Feminist Theories

LO-7

- **Gendered racism:** Cumulative effects of inequality due to racism and sexism
  - *Minority women undergo triple oppression when social class is involved*
  - *Have internalized institutional discriminations*
- **Critique**
  - *Women's participation in racism is seldom explored*
  - *Not addressed by minorities themselves*



Copyright 2021 Cengage Learning. All Rights Reserved. May not be scanned, copied or duplicated, or posted to a publicly accessible website, in whole or in part.

SOCS | OHIO 31

Most of the low-paid employees are women, and predominantly minority women. For feminist scholars, such segregation of minority women is due to gendered racism. Many affluent women, in particular, have no qualms about exploiting recent immigrants, especially Latinas, who perform demanding housework at very low wages. Many white women encounter discrimination on a daily basis.

## Symbolic Interaction

- **Labeling** and selective perception can increase prejudice and discrimination
  - *Negative images create and reinforce stereotypes*
- **Contact hypothesis:** Increased familiarity with a minority group lessens prejudice
- **Critique**
  - *Has no clear idea on why individual differences exist in racial bias*
  - *Has limited information on social structures that maintain racial-ethnic inequality*

### Example:

A comprehensive study of major U.S. news magazines (e.g., Time, U.S. News & World Report) concluded that labeling immigrants as a “problem” and a “menace” ignored “the broader array of Latino roles and contributions to American communities.”

LO-8

## Interracial Relationships

- Multiracial diversity is increasing
- **Miscegenation:** Marriage or sexual relations between a man and a woman of different races
- Change in attitude about intermarriage
  - *Colleges, workplaces, and neighborhoods are more racially mixed than in the past*
  - *Shortage of spouses within a group*
- Intermarriage is common among second-generation immigrants

Copyright 2011 Cengage Learning. All Rights Reserved. May not be scanned, copied or duplicated, or posted to a publicly accessible website, in whole or in part.

SOCS | OHIO 33


Example:

People tend to date and marry people that they see on a regular basis. The higher the educational level, the greater the potential for intermarriage because highly educated minority members often attend integrated colleges, and their workplaces and neighborhoods are more integrated than in the past.

### Applying Sociology to Your Life


Discuss what aspects of their experiences shape how your family views marriage between difference races. How have they shaped how you view intermarriage?

Discussion: Are there any potential problems with being multiracial or multiethnic? Are there any potential benefits of being multiracial or multiethnic? Is the increasing rate of intermarriage good for society?



## Chapter Review

- What is the difference between race and ethnicity?
- What are the arguments for and against immigration?
- What are minority groups?
- Describe the different patterns of group relations and friction.



## Chapter Review (Continued)

- Describe each of the major racial and ethnic groups in the U.S.
- Distinguish among the sociological explanations of racial and ethnic inequality.
- How are interracial and ethnic relations changing?





## SUMMARY

- The U.S. is the most multicultural country in the world
- Sources of self-identification are race and ethnicity
- American attitude toward immigrants have grown positive since mid 1990s
- Racism, prejudice, and discrimination are a few sources of racial-ethnic friction
- Attitudes about interracial relationships are changing and intermarriages have increased



Copyright © 2014 Pearson Education, Inc. All rights reserved. This publication is protected by copyright. Any unauthorized use or distribution of this publication is strictly prohibited. All rights reserved.

4LTR PRESS 38